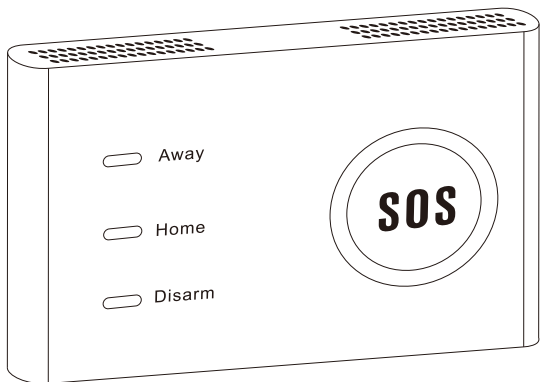


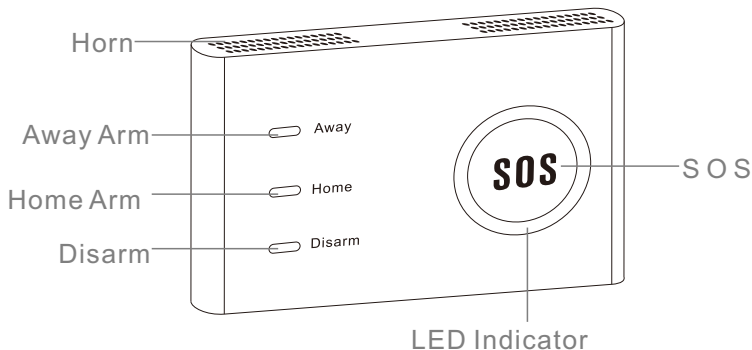
# Wisen smart alarm system



# Panel View

---

## Front Panel View



## LED Indicator

When LED turns blue, the system is in normal working status

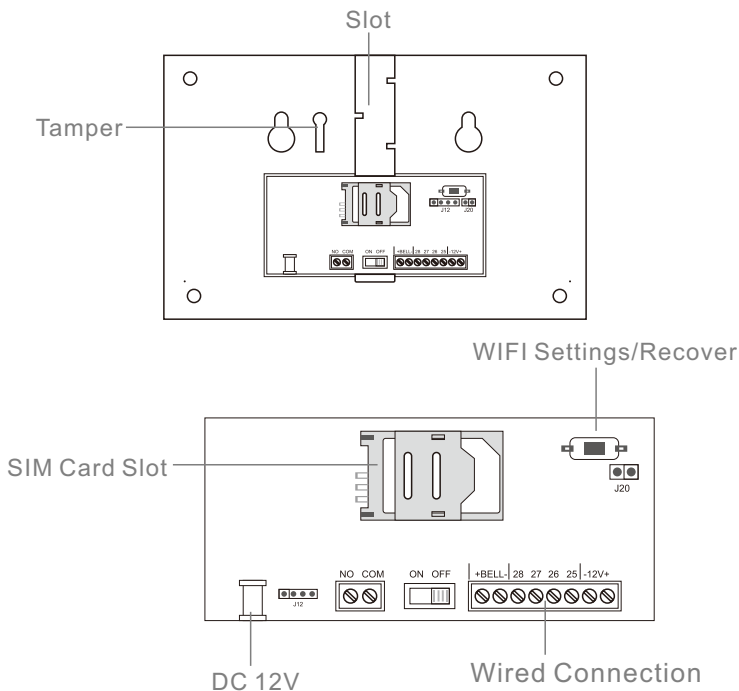
When LED turns white, it means WIFI offline, no WIFI network

When LED turns red, the system is in alarming status

Check GSM signal: Press SOS button on the panel once, if LED turns blue and flash 5 times and then stay white color, it means GSM does not work ( no SIM card inserted, bad signal or SIM card disconnected )

Press SOS button and hold it for more than 10s will set off emergency alarm.

## Back View



Press WIFI/RESET button for 3s, the alarm panel will enter into WIFI connecting mode

Press WIFI/RESET button for 6s, delete existing WiFi connection.

Press WIFI/RESET button for 9s, system will be reset.

